


# PREpleat® HT HC

(High Temperature, High Capacity)

## EXTENDED SURFACE PLEATED PANEL FILTERS



- Rated at 500°F (260°C)
- Ultra-fine high loft microglass media
- Aluminized steel U-channel frame
- Available in 2" and 4" depths
- UL Classified
- MERV 8

The PREpleat HT HC filter is designed for applications with continuous operating temperatures up to 500°F (260°C). The frame is an aluminized steel U-channel, with the media pack bonded to the inside on all four edges. An expanded aluminized steel faceguard is spot welded inside the frame on the air leaving side to retain the media pack at elevated temperatures. PREpleat HT HC filters are made with microglass media, and is MERV 8 in accordance with ASHRAE Standard 52.2.

### Superior Design and Construction

The PREpleat HT HC pleated air filter consists of a microglass filtration media with a woven fiberglass scrim that has been bonded to corrosion-resistant expanded metal backing, then pleated into standard capacity packs.

Each pack is encased within a 24-gauge aluminized frame with an expanded aluminized steel face screen on the downstream side to increase pack rigidity while preventing blowouts.

PREpleat HT HC pleated air filters are offered in 2" and 4" depths in all of the most popular face sizes. PREpleat HT HC filters are UL Classified. Testing was performed according to UL Standard 900 and ULC-S111.

# PREpleat® HT HC Filters

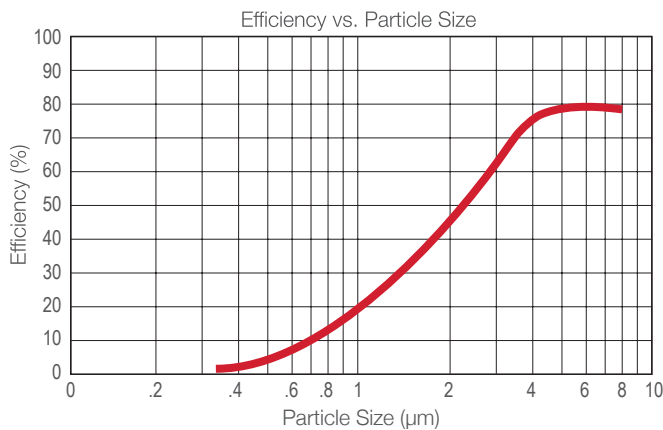
## Performance Data

Filter	Pleats Per Linear Foot	Rated Initial Resistance (in. w.g.)	Recommended Final Resistance (in. w.g.)	ASHRAE 52.2 MERV	Continuous Operating Temperature Limits
		500 FPM			
2" PREpleat HT HC	13	.70	1.2	8	500°F (260°C)
4" PREpleat HT HC	11	.50	1.2	8	500°F (260°C)

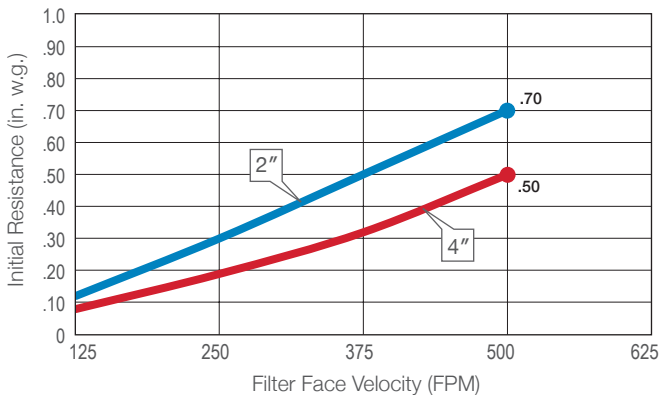
All performance data based on ASHRAE Standard 52.2. Performance tolerance conforms to Section 6.4 of ANSI/AHRI Standard 850-2013.

**Underwriters Laboratories Classification** – PREpleat HT HC filters are UL Classified. Testing was performed according to UL Standard 900.

### Composite Minimum Efficiency Curve



### Initial Resistance vs. Filter Face Velocity



## Product Information – Standard Sizes

Nominal Sizes (Inches) (W x H x D)	Actual Sizes (Inches) (W x H x D)	Rated Airflow (SCFM)			Pleats Per Filter	Gross Media Area (sq. ft.)
		300 FPM	500 FPM	625 FPM		
12 x 24 x 2	11 <sup>3</sup> / <sub>8</sub> x 23 <sup>3</sup> / <sub>8</sub> x 1 <sup>3</sup> / <sub>4</sub>	600	1000	1250	13	7.4
16 x 20 x 2	15 <sup>3</sup> / <sub>8</sub> x 19 <sup>3</sup> / <sub>8</sub> x 1 <sup>3</sup> / <sub>4</sub>	650	1100	1400	17	8.1
16 x 25 x 2	15 <sup>3</sup> / <sub>8</sub> x 24 <sup>3</sup> / <sub>8</sub> x 1 <sup>3</sup> / <sub>4</sub>	850	1400	1750	17	10.0
20 x 20 x 2	19 <sup>3</sup> / <sub>8</sub> x 19 <sup>3</sup> / <sub>8</sub> x 1 <sup>3</sup> / <sub>4</sub>	850	1400	1750	21	10.0
20 x 24 x 2	19 <sup>3</sup> / <sub>8</sub> x 23 <sup>3</sup> / <sub>8</sub> x 1 <sup>3</sup> / <sub>4</sub>	1000	1650	2100	21	11.9
20 x 25 x 2	19 <sup>3</sup> / <sub>8</sub> x 24 <sup>3</sup> / <sub>8</sub> x 1 <sup>3</sup> / <sub>4</sub>	1050	1750	2175	21	12.4
24 x 24 x 2	23 <sup>3</sup> / <sub>8</sub> x 23 <sup>3</sup> / <sub>8</sub> x 1 <sup>3</sup> / <sub>4</sub>	1200	2000	2500	25	14.2
12 x 24 x 4	11 <sup>3</sup> / <sub>8</sub> x 23 <sup>3</sup> / <sub>8</sub> x 3 <sup>3</sup> / <sub>4</sub>	600	1000	1250	11	13.8
16 x 20 x 4	15 <sup>3</sup> / <sub>8</sub> x 19 <sup>3</sup> / <sub>8</sub> x 3 <sup>3</sup> / <sub>4</sub>	650	1100	1400	14	14.7
16 x 25 x 4	15 <sup>3</sup> / <sub>8</sub> x 24 <sup>3</sup> / <sub>8</sub> x 3 <sup>3</sup> / <sub>4</sub>	850	1400	1750	14	18.3
20 x 20 x 4	19 <sup>3</sup> / <sub>8</sub> x 19 <sup>3</sup> / <sub>8</sub> x 3 <sup>3</sup> / <sub>4</sub>	850	1400	1750	18	18.9
20 x 25 x 4	19 <sup>3</sup> / <sub>8</sub> x 24 <sup>3</sup> / <sub>8</sub> x 3 <sup>3</sup> / <sub>4</sub>	1050	1750	2150	18	22.6
24 x 20 x 4	23 <sup>3</sup> / <sub>8</sub> x 19 <sup>3</sup> / <sub>8</sub> x 3 <sup>3</sup> / <sub>4</sub>	1000	1650	2100	18	23.5
24 x 24 x 4	23 <sup>3</sup> / <sub>8</sub> x 23 <sup>3</sup> / <sub>8</sub> x 3 <sup>3</sup> / <sub>4</sub>	1200	2000	2500	22	27.6

Energy savings may be realized by operating the PREpleat HT HC filters to a lower final resistance. Contact your local AAF representative for a Total Cost of Ownership analysis for your specific application.

PREpleat® is a registered trademark of AAF International in the U.S.



9920 Corporate Campus Drive, Suite 2200, Louisville, KY 40223-5690  
888.223.2003 Fax 888.223.6500 | aafintl.com

AAF has a policy of continuous product research and improvement. We reserve the right to change design and specifications without notice.

©2023 AAF International and its affiliated companies.

ISO Certified Firm

AFP-1-389 12/23