

CONFIGURATION NOMENCLATURE

- (1) **FRAME HARDWARE:** 0 - NONE
 E - CENTER DIVIDER, (1) #10-32 TEST PORT
 W - CENTER DIVIDER, (2) #10-32 TEST PORTS
- (2) **MEDIA:** 007 - 99.97% / 99.99% ON 0.3 µm
 008 - 99.999% ON 0.3 µm
 009 - 99.9995% ON 0.12 µm
 012 - 99.99999% ON 0.12 µm
 H14 - 99.995% ON MPPS
- (3) **PACK STYLE:** 2 - 2" DIMPLEPLEAT PACK
 3 - 3" DIMPLEPLEAT PACK
 4 - 4" DIMPLEPLEAT PACK
- (4) **FRAME MATERIAL:** 19 - EXTRUDED ALUMINUM (ANODIZED)
- (5) **FRAME STYLE:** 03 - TWO DOUBLE TURNED FLANGES
- (6) **SEALANT:** SU - F.R. POLYURETHANE, 99.99% SCANNED
 PG - F.R. POLYURETHANE, 99.99% AUTOSCAN, NO PATCHES
 PA - F.R. POLYURETHANE, 99.99% PAO TEST
- (7) **GASKET MATERIAL:** 0 - NONE
 1 - NEOPRENE
 B - BLACK POLY-B
 P - PORON
 W - WHITE POLY-B
- (8) **GASKET LOCATION:** 0 - NONE
 1 - AIR ENTERING SIDE (UPSTREAM)
 2 - AIR LEAVING SIDE (DOWNSTREAM)
 3 - BOTH SIDES
- (9) **FACEGUARD:** 0 - NONE
 A - ANODIZED ALUM., 40% OPEN PERF.
 B - ALUM. PERF (WHITE PAINT)
 C - CRS PERF., 40% OPEN (WHITE PAINT)
 E - EXPANDED STAINLESS STEEL
 F - EXPANDED CRS (WHITE PAINT)
 S - STAINLESS STEEL, 40% OPEN
- (10) **FACEGUARD LOCATION:** 0 - NONE
 1 - UPSTREAM
 2 - DOWNSTREAM
 3 - BOTH
- (11 & 12) **SIZE (HEIGHT AND WIDTH):** SEE CHART
- (13) **UL CODE:** BLANK - NONE
 U5 - UL 586
 U9 - UL 900

SIZE (HEIGHT AND WIDTH) DESIGNATIONS

DISCRETE SIZE FRACTIONAL DESIGNATIONS	
LETTER	DESCRIPTION
A -	0"
B -	1/16"
C -	1/8"
D -	3/16"
E -	1/4"
F -	5/16"
G -	3/8"
H -	7/16"
J -	1/2"
K -	9/16"
L -	5/8"
M -	11/16"
N -	3/4"
P -	13/16"
Q -	7/8"
R -	15/16"

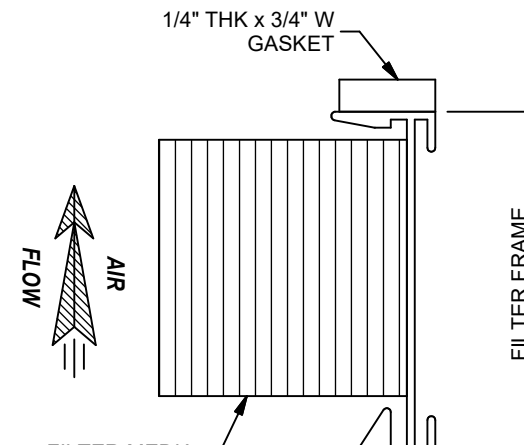
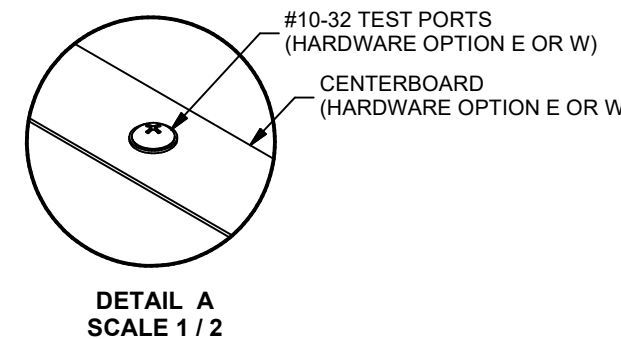
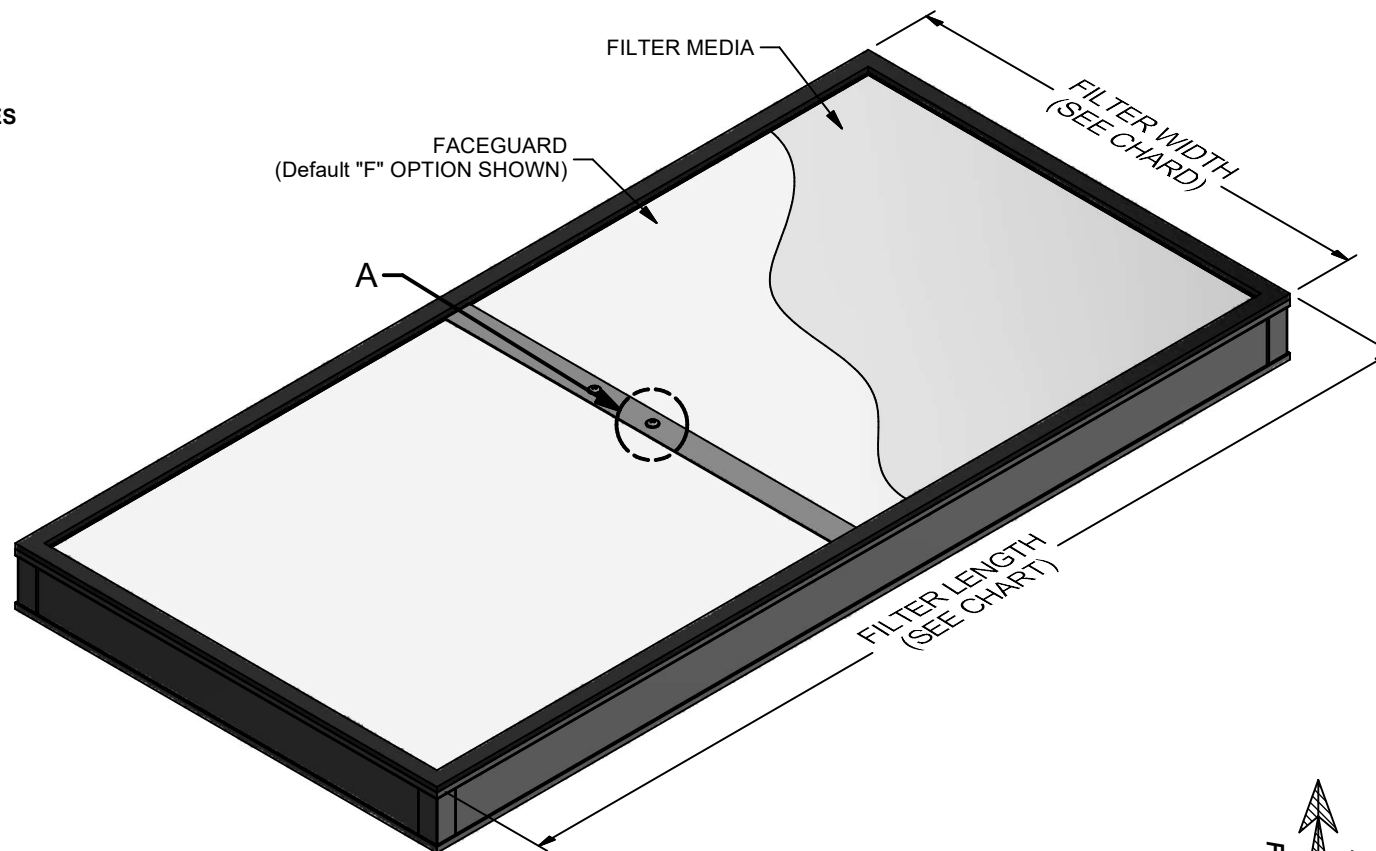
FILTER FRAME DEPTH	
FILTER PACK HEIGHT	FILTER FRAME DEPTH
2"	2 11/16"
3"	4 11/16"
4"	4 11/16"

EXAMPLE: 21N44A = 21 3/4" X 44"

NOTES

- FRAME - EXTRUDED ALUMINUM ANODIZED
- SEALANT - PHOSPHORUS FREE, FIRE RETARDANT POLYURETHANE
- SCAN - FILTER SCANNED TO MAXIMUM 0.010% LOCAL LEAK (MAXIMUM 0.005% WITH 009 MEDIA)
- RATING - MAXIMUM OPERATING TEMPERATURE 150°F, UL-900 CLASSIFIED
- TOLERANCE - FILTERS ARE SQUARE WITHIN 1/8" FOR DIAGONALS UP TO 30", WITHIN 1/4" FOR DIAGONALS GREATER THAN 30"
- HEIGHT / WIDTH / DEPTH - (+0.0625", -0.0625")
- GASKET MATERIAL TO BE 1/4" THICK x 3/4" WIDE
- MANUFACTURED IN ACCORDANCE WITH IEST-RP-CC-001.6

REV	ECN #	DESCRIPTION	BY	DATE
-----	-------	-------------	----	------



PART NUMBER NOMENCLATURE EXAMPLE

0 - 007 - 2 - 19 - 03 - SU - 1 2 - 0 0 - 22A 30A - _
 (1) (2) (3) (4) (5) (6) (7) (8) (9) (10) (11) (12) (13)

CUSTOMER APPROVAL DRAWINGS MUST BE SIGNED IN ORDER TO PROCEED WITH PRODUCTION. <input type="checkbox"/> APPROVED <input type="checkbox"/> APPROVED AS NOTED <input type="checkbox"/> NOT APPROVED - RESUBMIT		UNLESS OTHERWISE SPECIFIED DIMENSIONS ARE IN INCHES TOLERANCES ARE: FRACTIONS X/X ±1/16 DECIMALS X.XX ±0.06 X.XXX ±0.063 ANGLES ±0.5° MACHINE SURFACES 125/✓		EST. WEIGHT											
SIGNATURE: _____ DATE: _____		TITLE: DIMPLE PLEAT SUBMITTAL DRAWING - GASKET SEAL EXTRUDED		DRAWN BY: rwalston		CHECKED BY: S. Tate		APPROVED BY: R. Graves		SHEET: 1 OF 1		SHEET SIZE: B		SCALE: 1 / 7	
COMMENTS: _____		CUSTOMER: _____		DATE: 8/23/2022		DATE: 9/6/2022		DATE: 9/6/2022		DRAWING NUMBER: 600-00035-0002		REV: A			
PROJECT NAME: _____		CUSTOMER P.O. NO.: _____		AAF FLANDERS ORDER NO.: _____											